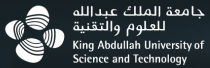


A close-up, artistic photograph of a microscope's objective lens and stage, with a bright light source illuminating the sample area. The background is blurred, emphasizing the mechanical details of the instrument.

# IAC

## Imaging and Characterization Core Laboratory

DELIVERING A WIDE SPECTRUM OF CAPABILITIES IN IMAGING,  
STRUCTURE, AND SPECTROSCOPY CHARACTERIZATION



جامعة الملك عبد الله  
للعلوم والتقنية  
King Abdullah University of  
Science and Technology

Core Labs and  
Research Infrastructure

## TECHNICAL SEMINAR series

Every Tuesday, 11:00 a.m. — 11:45 a.m. (KSA time)

Zoom link: <https://kaust.zoom.us/j/99969377356>

May 5, 2020

### TRANSMISSION ELECTRON MICROSCOPE

An analytical tool for materials science and engineering

Dr. Sergei Lopatin

May 12, 2020

### METABOLOMICS

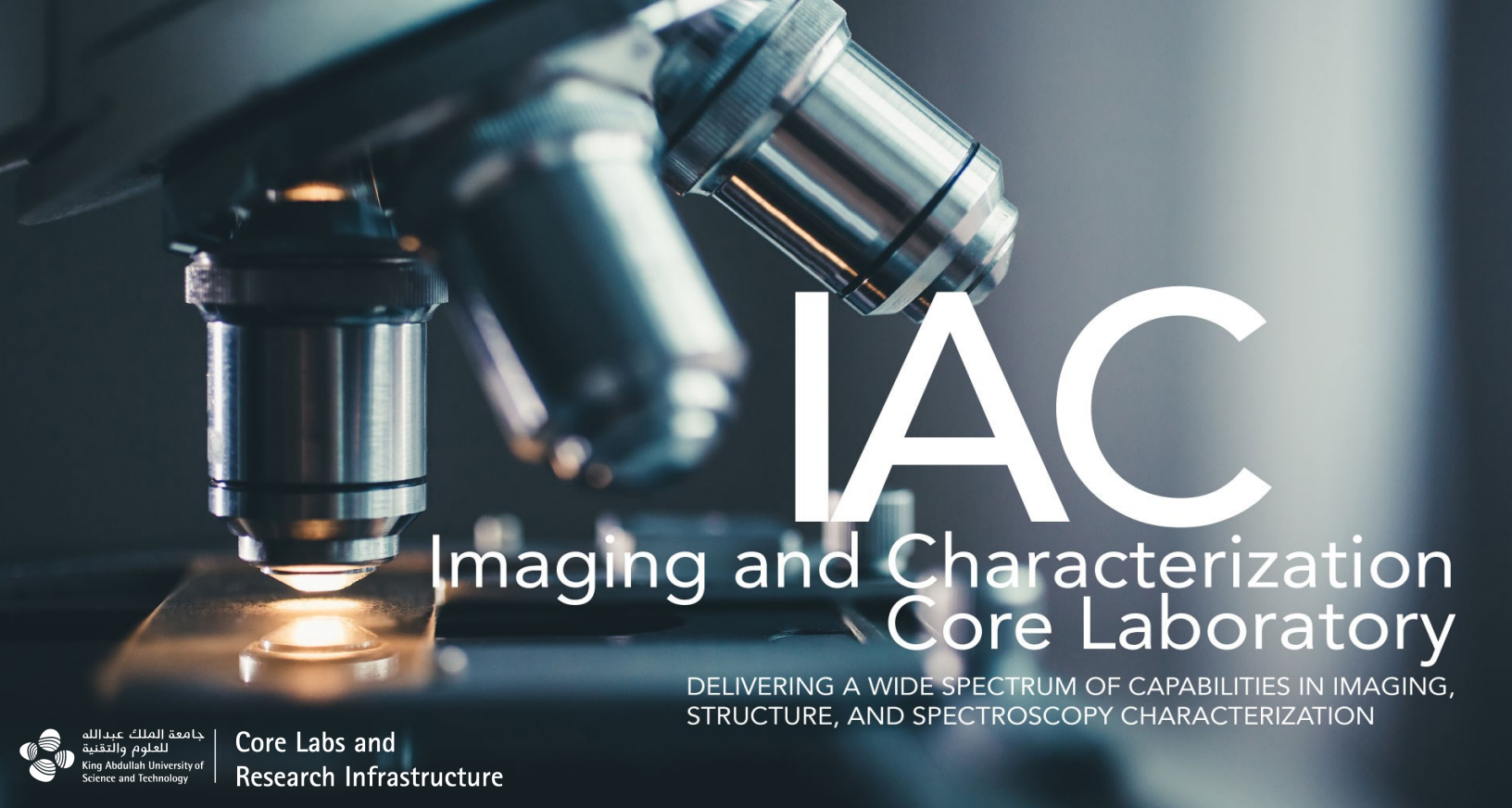
New hope for personalized treatment

Dr. Abdul-Hamid Emwas

May 19, 2020

### Solving crystal structure by X-ray and electron diffraction

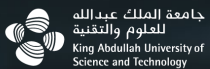
Dr. Youyou Yuan



# IAC

## Imaging and Characterization Core Laboratory

DELIVERING A WIDE SPECTRUM OF CAPABILITIES IN IMAGING,  
STRUCTURE, AND SPECTROSCOPY CHARACTERIZATION



جامعة الملك عبد الله  
للعلوم والتقنية  
King Abdullah University of  
Science and Technology

Core Labs and  
Research Infrastructure

**June 2, 2020**

### **ION MASS SPECTROMETRY**

**Principle and applications**

**Dr. Nimer Wehbe**

**June 9, 2020**

### **Confocal imaging of dynamic structure in neuron**

**Ms. Ji Li**

**June 16, 2020**

### **CryoEM single particle reconstruction : case studies**

**Dr. Lingyun Zhao**

**June 23, 2020**

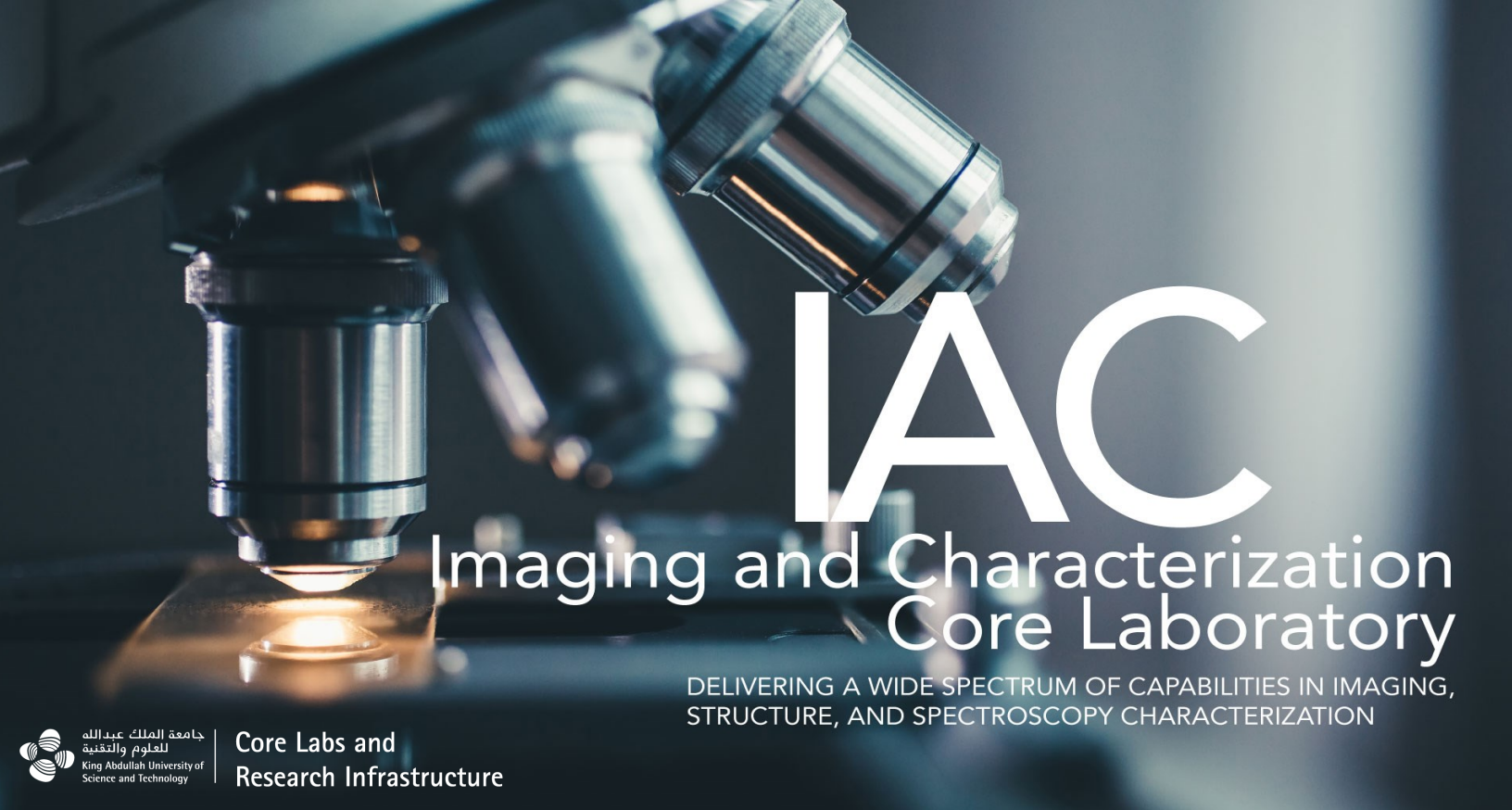
### **Insight by imaging NMR**

**Dr. Xianrong Guo**

**June 30, 2020**

### **Dimension icon SPM and its application in materials research**

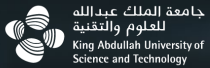
**Mr. Long Chen**



# IAC

## Imaging and Characterization Core Laboratory

DELIVERING A WIDE SPECTRUM OF CAPABILITIES IN IMAGING,  
STRUCTURE, AND SPECTROSCOPY CHARACTERIZATION



جامعة الملك عبد الله  
للعلوم والتقنية  
King Abdullah University of  
Science and Technology

Core Labs and  
Research Infrastructure

July 7, 2020

### ELECTRON TOMOGRAPHY

Power and limitations

Dr. Rachid Sougrat

July 14, 2020

### Role of DNP in chemistry and oil industry

Dr. Edy Abou-Hamad

July 21, 2020

### IN SITU ELECTRON MICROSCOPY

Dr. Alessandro Genovese